




SECTION 1.8_KSVB


VACUUM RELIEF VALVE


INTRODUCTION

 **The model KSVB** is designed, manufactured and tested according to the API 2000 code. Utilize the latest technologies to provide protection against positive or vacuum over pressure and prevent air intake, evaporative losses of product and help to contain odorous and potentially explosive vapours.

Setting Pressure

KSVB Spring Loaded model	Min. - 20 mmW.C ~ Max. - 9,000 mmW.C
--------------------------	--------------------------------------

 **Body Materials** Carbon Steel, SS304 and SS316 with various trims
(Different materials available on request)

 **Sizes range** DN 50 ~ DN 350 with ASME 150Lb flanges as standard
(Different connections available on request)

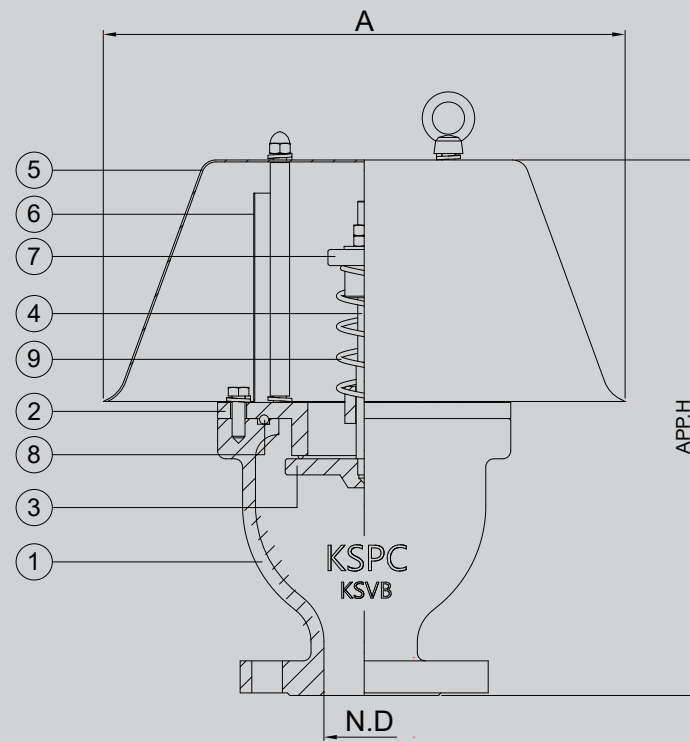
 **Rules & Certifications** API 2000 & ATEX / KFI

 **Optimum / optional Design & Arrangements** Stem Jacket type, Steam Tracing type, Proximity type, Teflon Coating/Lining type

APPLICATION



OUTLINE DRAWING



KSVB

Section 1.8
KSVB

DIMENSION TABLE

SIZE	2"	3"	4"	6"	8"	10"	12"	14"
N.D	50	80	100	150	200	250	300	350
A	324	440	440	440	476	544	620	685
Approx. H	331	372	388	396	424	475	521	580

NOTE Standard Connection(ASME 150Lb flange) and JIS or different types are available upon request.

COMPONENT MATERIAL

ITEM NO	COMPONENT	BODY	ALUMINIUM	CARBON STEEL	SS304	SS316
		TRIM	SS304	SS304	SS304	SS316L
1	BODY		B26-319.F	A216-WCB	A351-CF8	A351-CF8M
2	VACCUUM STEM		A351-CF8	A351-CF8	A351-CF8	A351-CF8M
3	VACUUM DISC		SS304	SS304	SS304	SS316L
4	VACUUM SEAT		SS304	SS304	SS304	SS316
5	WEATHER HOOD		SS304	SS304	SS304	SS316L
6	BRID SCREEN		SS304	SS304	SS304	SS316
7	SPRING PAD		SS304	SS304	SS304	SS316
8	O-RING		VITON			
9	SPRING		SS304	SS304	SS304	SS316